

IN THIS ISSUE

ISSN 1144-0546 CODEN NJCHES 33(11) 2185-2356 (2009)



Cover

See Helgard G. Raubenheimer *et al.*, pp. 2208–2218. The transmetallation of lithiated tetrazoles and click chemistry with isocyanide addition to gold azide yield tetrazolyl complexes of gold(I). Subsequent alkylation produces unprecedented bis- and mono-tetrazolylidene complexes of gold(I). Image copyright ARTSILENCEcom, 2009. Used under license from Shutterstock.com. William F. Gabrielli, Stefan D. Nogai, Jean M. McKenzie, Stephanie Cronje and Helgard G. Raubenheimer, *New J. Chem.*, 2009, **33**, 2208.

HIGHLIGHTS IN CHEMICAL SCIENCE

C81

Highlights in Chemical Science provides a ‘snapshot’ of the latest developments across the chemical sciences from all RSC publications, showcasing newsworthy articles and significant scientific advances.

Highlights in Chemical Science

November 2009/Volume 6/Issue 11

www.rsc.org/highlightschemsci

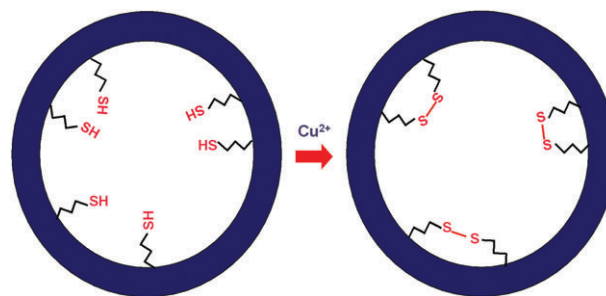
LETTERS

2199

Oxidative transformation of thiol groups to disulfide bonds in mesoporous silicas: a diagnostic reaction for probing distribution of organic functional groups

Hsien-Ming Kao,* Po-Jui Chiu, Guang-Liang Jheng, Chia-Chun Kao, Chung-Ta Tsai, Shueh-Lin Yau, Hui-Hsu Gavin Tsai* and Yi-Kang Chou

A novel reaction route for the oxidative transformation of thiol groups into disulfide bonds, which can serve as a diagnostic reaction for probing the distribution of thiol groups, in mesoporous silica materials with the aid of Cu^{2+} adsorption is reported for the first time.



EDITORIAL STAFF

Editor (RSC)

Sarah Ruthven

Editor (CNRS)

Denise Parent

Assistant editors

Marie Cote (CNRS)

Sarah Dixon (RSC)

Publishing assistants

Jackie Cockrill (RSC)

Team leader, Informatics

Caroline Moore (RSC)

Technical editors

Celia Gitterman (RSC), Nicola Convine (RSC),

Bailey Fallon (RSC), Alan Holder (RSC),

Ben Merison (RSC), David Parker (RSC)

Administration coordinator

Sonya Spring (RSC)

Administration assistants

Aliya Anwar (RSC), Jane Orchard (RSC),

Julie Thompson (RSC)

Publisher

Emma Wilson (RSC)

Founding Editor

Lionel Salem

New Journal of Chemistry (Print: ISSN 1144-0546; electronic: ISSN 1369-9261) is published 12 times a year by the Centre National de la Recherche Scientifique (CNRS), 3 rue Michel-Ange, 75794 Paris cedex 16, France, and the Royal Society of Chemistry (RSC), Thomas Graham House, Science Park, Milton Road, Cambridge, UK CB4 0WF.

All orders, with cheques made payable to the Royal Society of Chemistry, should be sent to RSC Distribution Services, c/o Portland Customer Services, Commerce Way, Colchester, Essex, UK CO2 8HP
Tel +44 (0) 1206 226050; E-mail sales@rscdistribution.org

2009 Annual (print + electronic) subscription price: £851; US\$1668. 2009 Annual (electronic) subscription price: £766; US\$1501. Customers in Canada will be subject to a surcharge to cover GST. Customers in the EU subscribing to the electronic version only will be charged VAT.

If you take an institutional subscription to any RSC journal you are entitled to free, site-wide web access to that journal. You can arrange access via Internet Protocol (IP) address at www.rsc.org/ip. Customers should make payments by cheque in sterling payable on a UK clearing bank or in US dollars payable on a US clearing bank. Periodicals postage paid at Rahway, NJ, USA and at additional mailing offices. Airfreight and mailing in the USA by Mercury Airfreight International Ltd., 365 Blair Road, Avenel, NJ 07001, USA.

US Postmaster: send address changes to New Journal of Chemistry, c/o Mercury Airfreight International Ltd., 365 Blair Road, Avenel, NJ 07001. All despatches outside the UK by Consolidated Airfreight.

PRINTED IN THE UK

Advertisement sales: Tel +44 (0) 1223 432246;
Fax +44 (0) 1223 426017; E-mail advertising@rsc.org

For marketing opportunities relating to this journal, contact marketing@rsc.org

NJC

New Journal of Chemistry

An international journal for the chemical sciences

www.rsc.org/njc

The New Journal of Chemistry is a broad-based primary journal encompassing all branches of the chemical sciences. Published monthly, it contains full research articles, letters, opinions and perspectives.

EDITORIAL BOARD

Co-editor-in-chief

Pascal Le Floch, Palaiseau, France

Co-editor-in-chief

Jerry Atwood, Columbia, MO, USA

Consulting editor

Odile Eisenstein, Montpellier, France

Board members

Yasuhiro Aoyama, Kyoto, Japan
Kumar Biradha, Khargapur, India
Laurent Bonnevot, Lyon, France
Fabrizia Grepioni, Bologna, Italy
Helen Hailes, London, UK
Peter Junk, Monash, Australia
Barbara Nawrot, Lodz, Poland

Alan Rowan, Nijmegen,
The Netherlands
Michael Scott, Gainesville, FL, USA
Michael Veith, Saarbrücken,
Germany
Vivian Yam, Hong Kong, PR China

Associate editors

Manuscripts should be directed to one of the Editors detailed below.

Professor Peter Junk
School of Chemistry
Monash University
Box 23
Victoria 3800
Australia
Fax (+61) 3 9905 4597
Tel (+61) 3 9905 4570
E-mail njc@sci.monash.edu.au

Professor Michael J. Scott
Department of Chemistry
University of Florida
PO Box 117200
Gainesville
FL 32611
USA
Fax (+1) 352 392 3255
Tel (+1) 352 846 1165
E-mail njc@chem.ufl.edu

Dr Denise Parent
New Journal of Chemistry
Université Montpellier II
Place Eugène Bataillon C.C. 014
34095 Montpellier cedex 5
France
Fax (+33) (0) 4 67 14 48 79
Tel (+33) (0) 4 67 14 48 78
E-mail njc@univ-montp2.fr

ADVISORY BOARD

Markus Antonietti, MPI,
Potsdam, Germany
Matthias Bremer, Darmstadt,
Germany
Robert Crabtree, New Haven,
CT, USA
François Fajula, Montpellier,
France
John A. Gladysz, College
Station, TX, USA
George Gokel, St Louis, MO, USA

Andrew B. Holmes, Melbourne,
Australia
Miguel Julve, Valencia, Spain
Henryk Koslowski, Wrocław,
Poland
Jean-Pierre Majoral, Toulouse,
France
Luca Prodi, Bologna, Italy
Jan Reedijk, Leiden,
The Netherlands

David Reinhoudt, Enschede,
The Netherlands
Kari Rissanen, Jyväskylä,
Finland
Clément Sanchez, Paris, France
Jeremy K. M. Sanders,
Cambridge, UK
Jean-Pierre Sauvage,
Strasbourg, France
Jonathan W. Steed, Durham, UK

INFORMATION FOR AUTHORS

Full details of how to submit material for publication in the New Journal of Chemistry are given in the Instructions for Authors (available from <http://www.rsc.org/authors>). Submissions should be sent via ReSource: <http://www.rsc.org/resource>. Authors may reproduce/republish portions of their published contribution without seeking permission from the CNRS and the RSC, provided that any such republication is accompanied by an acknowledgement in the form: (Original Citation) – Reproduced by permission of the CNRS and the RSC.

©The Royal Society of Chemistry and the Centre National de la Recherche Scientifique 2009. Apart from fair dealing for the purposes of research or private study for non-commercial purposes, or criticism or review, as permitted under the Copyright, Designs and Patents Act 1988 and the Copyright and Related Rights Regulations 2003, this publication may

only be reproduced, stored or transmitted, in any form or by any means, with the prior permission in writing of The Royal Society of Chemistry or in the case of reprographic reproduction in accordance with the terms of licences issued by the Copyright Licensing Agency in the UK. US copyright law is applicable to users in the USA.

The Royal Society of Chemistry takes reasonable care in the preparation of this publication but does not accept liability for the consequences of any errors or omissions.

©The paper used in this publication meets the requirements of ANSI/NISO Z39.48-1992 (Permanence of Paper).

Royal Society of Chemistry: Registered Charity No. 207890

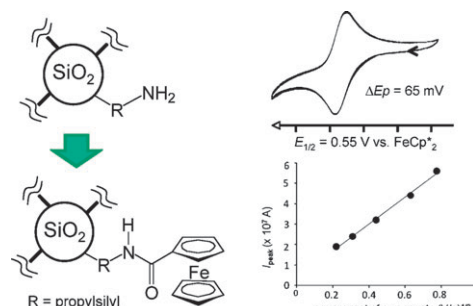
LETTERS

2204

Towards molecular batteries: coverage of small aminosilica nanoparticles with ferrocenyl and pentamethylferrocenyl groups and their redox properties

Tetsuro Kusamoto, Jaime Ruiz and Didier Astruc*

High coverage of small (12 nm core) aminosilica nanoparticles with ferrocenyl (300 ± 50) and pentamethylferrocenyl (250 ± 40) groups yields redox-robust devices with fast heterogeneous electron-transfer during cyclic voltammetry with a diffusion-controlled current.



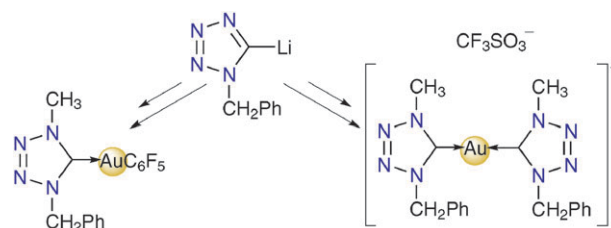
PAPERS

2208

Tetrazolyl and tetrazolylidene complexes of gold: a synthetic and structural study

William F. Gabrielli, Stefan D. Nogai, Jean M. McKenzie, Stephanie Cronje and Helgard G. Raubenheimer*

Tetrazolyl complexes of gold form by transmetallation of lithiated tetrazoles or by isocyanide addition to a gold azide. Subsequent alkylation produces carbene complexes. Homoleptic rearrangement and other complications arise.

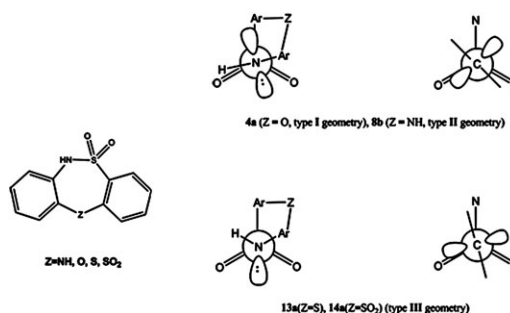


2219

Privileged structures: synthesis and structural investigations on tricyclic sulfonamides

Maria Altamura, Valentina Fedi, Danilo Giannotti, Paola Paoli* and Patrizia Rossi

Customized synthetic procedures for the obtainment of highly functionalizable free sulfonamide tricyclic structures having NH, O, S and SO₂ (Z group) in the central seven-membered ring are presented. A correlation between the conformational differences found in the solid-state and gas-phase with the nature of the Z grouping is also suggested.

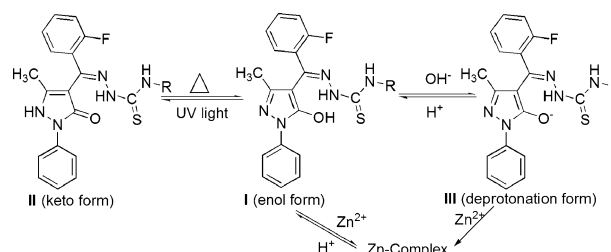



2232

Photo-switch and INHIBIT logic gate based on two pyrazolone thiosemicarbazone derivatives

Xiangyun Xie, Lang Liu, Dianzeng Jia,* Jixi Guo, Dongling Wu and Xiaolin Xie

An INHIBIT logic gate with OH⁻, Zn²⁺ and H⁺ as binary inputs and an absorption band at 355 nm as the output signal, has been respectively achieved in two novel photochromic compounds containing pyrazolone rings.





New
journal

First issue online

The first issue of *Nanoscale*, a new journal covering experimental and theoretical work across the breadth of nanoscience and nanotechnology, is freely available online.

"The best science of the small world in a great new journal!"

Markus Niederberger,
Editor-in-Chief for Europe

"The RSC has a long lasting tradition for building excellent scientific journals with unmatched reputation – Nanoscale is the next in line!"

Francesco Stellacci,
Editor-in-Chief for North America



Published in collaboration with the
National Center for Nanoscience and
Technology, Beijing, China.

Articles include:

Mechanised nanoparticles for drug delivery

Karla K. Cotí, Matthew E. Belowich, Monty Liong, Michael W. Ambrogio, Yuen A. Lau, Hussam A. Khatib, Jeffrey I. Zink, Niveen M. Khashab and J. Fraser Stoddart

Selective generation of single-walled carbon nanotubes with metallic, semiconducting and other unique electronic properties

C. N. R. Rao, Rakesh Voggu and A. Govindaraj

Computational strategies for predicting the potential risks associated with nanotechnology

Amanda S. Barnard

Self-healing at the nanoscale

Vincenzo Amendola and Moreno Meneghetti

Synthesis of $\text{Li}_y\text{MnSiO}_x$ and LiMnPO_4 nanostructures

Bettina Milke, Peter Strauch, Markus Antonietti and Cristina Giordano

Highly dispersed noble-metal/chromia (core/shell) nanoparticles as efficient hydrogen evolution promoters for photocatalytic overall water splitting under visible light

Naoyuki Sakamoto, Hajime Ohtsuka, Takahiro Ikeda, Kazuhiko Maeda, Daling Lu, Masayuki Kanehara, Kentaro Teramura, Toshiharu Teranishi and Kazunari Domen

Real-time monitoring of lipid transfer between vesicles and hybrid bilayers on Au nanoshells using surface enhanced Raman scattering (SERS)

Janardan Kundu, Carly S. Levin and Naomi J. Halas

Label-free SERS detection of relevant bioanalytes on silver-coated carbon nanotubes: The case of cocaine

Marcos Sanles-Sobrido, Laura Rodríguez-Lorenzo, Silvia Lorenzo-Abalde, África González-Fernández, Miguel A. Correa-Duarte, Ramón A. Alvarez-Puebla and Luis M. Liz-Marzán

Read for free now

RSC Publishing

www.rsc.org/nanoscale

Registered Charity Number 207890

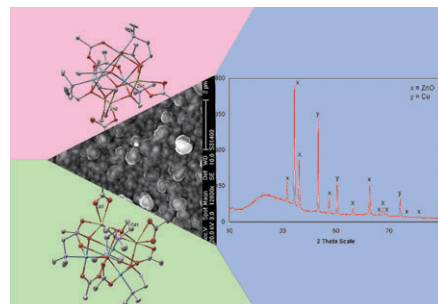
PAPERS

2241

Isostructural cage complexes of copper with cadmium or zinc for single source deposition of composite materials

Muhammad Shahid, Muhammad Mazhar,*
Mazhar Hamid, Matthias Zeller, Paul O'Brien,*
Mohammad A. Malik, James Raftery and Allen D. Hunter

Two heterobimetallic complexes were synthesized and decomposed to thin films of composite material.

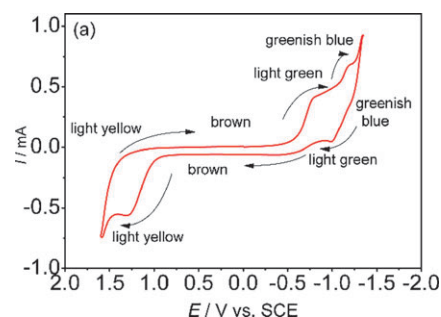


2248

Synthesis, *in situ* spectroelectrochemistry and *in situ* electrocolorimetry of electrochromic octakis(chloroethylsulfanyl) phthalocyanine(manganese(III) chloride

Barbaros Akkurt, Atif Koca and Esin Hamuryudan*

We report the synthesis, characterization and electrochromic properties of octakis(chloroethylsulfanyl)-substituted manganese(III) phthalocyanine chloride by electrochemical, spectroelectrochemical and electrocolorimetric techniques.




2255

Preparation of γ -Al₂O₃ film by high temperature transformation of nanosized γ -AlOOH precursors

Yannick Mathieu, Loïc Vidal, Valentin Valtchev and B  n  dicte Lebeau*

A stable colloidal suspension of long ribbon-like boehmite fibers has been slowly evaporated to produce mesoporous boehmite (γ -AlOOH) and gamma-alumina (γ -Al₂O₃) self-supported films.

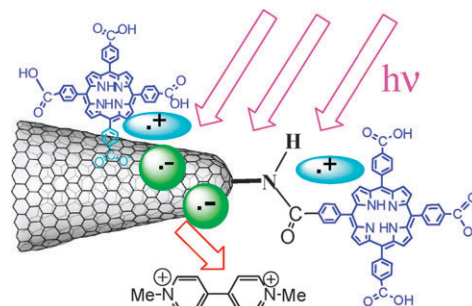


2261

Photoinduced electron transfer of nanohybrids of carbon nanohorns with amino groups and tetrabenzoic acid porphyrin in aqueous media

Atula S. D. Sandanayaka,* Osamu Ito,*
Takatsugu Tanaka, Hiroyuki Isobe, Eiichi Nakamura,
Masako Yudasaka and Sumio Iijima

Photoinduced electron transfer and accumulation of MV^{•+} observed by the light irradiation of H₂P(CO₂H)₄ nanohybrids with CNH-NH₂ in the presence of a sacrificial hole shifter.



RSC eBook Collection

MARC
records
now available



- **Comprehensive:** covering all areas of the chemical sciences
- **Fully searchable:** easy access with advance search and filter options
- **Premier:** for quality chemical sciences content only available from the RSC
- **Wide ranging:** from research monograph and handbooks to popular science

See for yourself – go online to search the collection and read selected chapters, table of contents and other front matter for free!

The new RSC eBook Subject Collections

- **Enhance** your library's online chemical science resource by choosing from the new RSC eBook Subject Collections
- **Subject specialist content:** matched to your individual discipline based requirements
- **Flexibility:** to choose premier, high quality content from 9 different RSC eBook Subject Collections in the subject areas that matter to you!

Tutorial Chemistry
Textbooks &
Paperbacks

Physical

Environmental

Analytical

Biosciences

Food
Science

Organic

Materials
& Nanoscience

Industry
& Pharma

RSC Publishing

www.rsc.org/ebooks

Registered Charity Number 207890

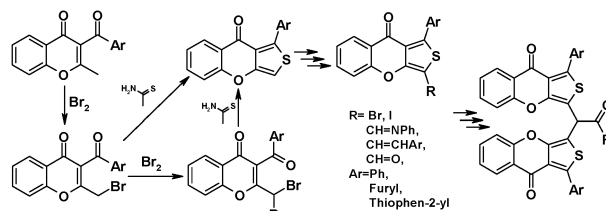
PAPERS

2267

Synthesis and reactivity of 1-aryl-9*H*-thieno[3,4-*b*]chromon-9-ones

Mikhail M. Krayushkin, Konstantin S. Levchenko, Vladimir N. Yarovenko, Ludmila V. Christoforova, Valery A. Barachevsky, Yury A. Puankov, Tatyana M. Valova, Olga I. Kobeleva and K. Lyssenko

Methods were developed for the synthesis of 1-aryl-9*H*-thieno[3,4-*b*]chromon-9-ones (and its modifications) based on the reaction of bromo and dibromo derivatives of 2-methyl-4*H*-chromon-4-one with thioacetamide in DMF.

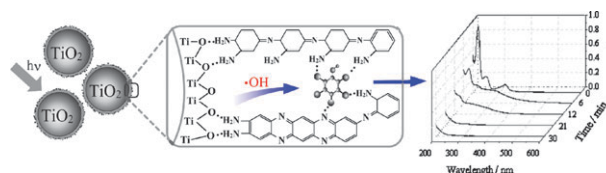


2278

Photocatalytic removal of pentachlorophenol by means of an enzyme-like molecular imprinted photocatalyst and inhibition of the generation of highly toxic intermediates

Xiantao Shen, Lihua Zhu,* Guoxia Liu, Heqing Tang,* Shushen Liu and Weiyang Li

An enzyme-like molecular imprinted photocatalyst has been synthesized by using 2,4-dinitrophenol as a substrate analogue of the target pollutant pentachlorophenol. This photocatalyst shows excellent ability in the adsorption, dechlorination and degradation of PCP.

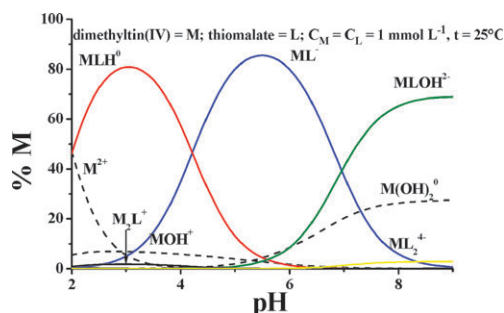


2286

Potentiometric, ¹H NMR and ESI-MS investigation on dimethyltin(IV) cation–mercaptocarboxylate interaction in aqueous solution

Paola Cardiano, Ottavia Giuffrè, Anna Napoli and Silvio Sammartano*

The interaction between the dimethyltin(IV) cation with three different mercaptocarboxylic acids (thiolactic, 3-mercaptopropanoic and thiomalic acids) was studied in aqueous solution by potentiometry, ¹H NMR spectroscopy and electrospray (ESI) mass spectrometry.

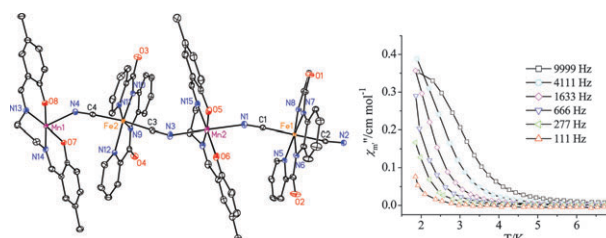


2296

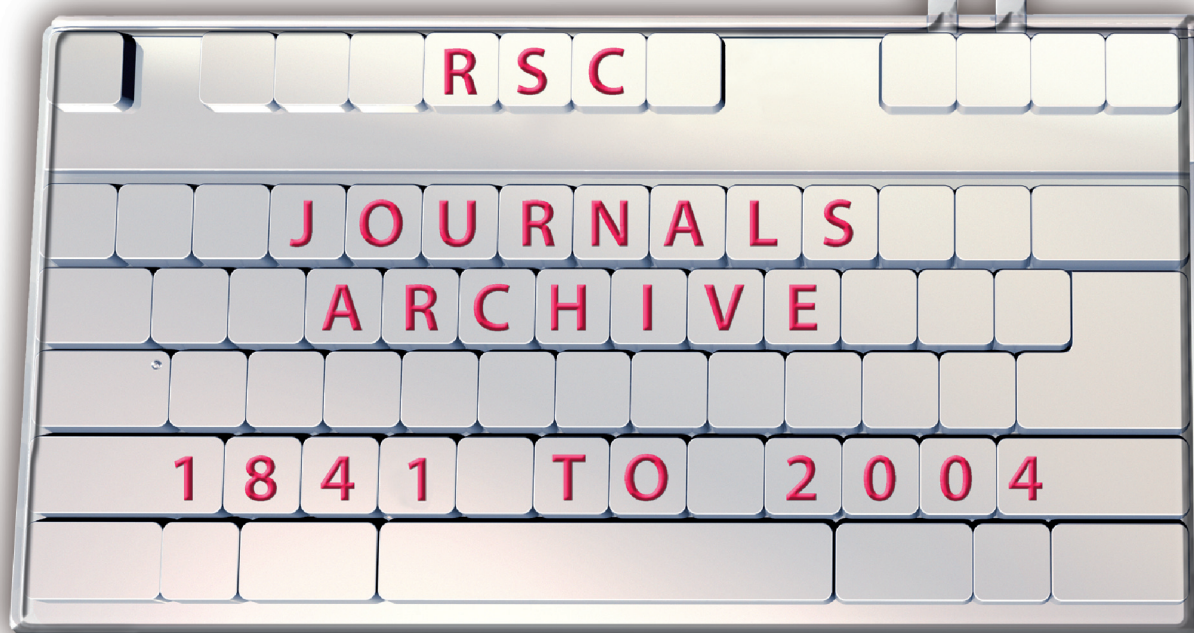
Cyanide-bridged 1D Mn(III)–Fe(III) bimetallic complexes: synthesis, crystal structure and magnetic properties

Hui-Zhong Kou,* Zhong-Hai Ni, Cai-Ming Liu, De-Qing Zhang and Ai-Li Cui

The reaction of K[Fe(bpRb)(CN)₂] with [Mn(5-X-salen)]ClO₄ gives rise to cyanide-bridged neutral one-dimensional complexes. One complex shows slow relaxation of magnetization below 5 K.



Chemical science research at your fingertips!



Featuring almost 1.4 million pages of ground-breaking chemical science in a single archive, the **RSC Journals Archive** gives you instant access to **over 238,000 original articles** published by the Royal Society of Chemistry (and its forerunner Societies) between 1840-2004.

The RSC Journals Archive gives a supreme history of top title journals including: *Chemical Communications*, *Dalton Transactions*, *Organic & Biomolecular Chemistry* and *Physical Chemistry Chemical Physics*.

As well as a complete set of journals with multi-access availability, the RSC Journals Archive comes in a variety of purchase options and available discounts.

For more information please contact sales@rsc.org

RSC Publishing

www.rsc.org/archive

Registered Charity Number 207890

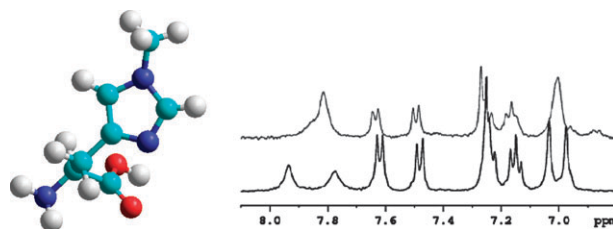
PAPERS

2300

The complex-formation behaviour of His residues in the fifth Cu^{2+} binding site of human prion protein: a close look

Maurizio Remelli,* Daniela Valensin, Dimitri Bacco, Ewa Gralka, Remo Guerrini, Caterina Migliorini and Henryk Kozlowski

The behaviour of His-96 and His-111 residues of hPrP as Cu^{2+} binding sites was deeply investigated by using peptidic analogues containing N^{ϵ} -methyl-His. This substitution allowed to clearly distinguish the two sites in NMR experiments.




2311

Solvatochromism of novel donor- π -acceptor type pyridinium dyes in halogenated and non-halogenated solvents

Yousuke Ooyama, Risa Asada, Shogo Inoue, Kenji Komaguchi, Ichiro Imae and Yutaka Harima*

Novel donor- π -acceptor type pyridinium dyes have shown a bathochromic shift of their absorption band with decreasing dielectric constant (ϵ_r) of the solvent, and the bathochromic shifts in halogenated solvents were larger than those in non-halogenated solvents of low ϵ_r values.

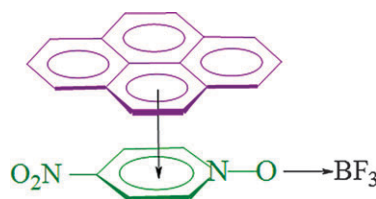


2317

Lewis acid effects on donor-acceptor associations and redox reactions: ternary complexes of heteroaromatic N -oxides with boron trifluoride and organic donors

Yakov P. Nizhnik, Jianjiang Lu, Sergiy V. Rosokha* and Jay K. Kochi

Coordination of Lewis acid (BF_3) substantially increases the acceptor strength of nitro-substituted N -oxides (NXO) and facilitates the synergetic oxidation of strong organic donors by $\text{NXO} \cdot \text{BF}_3$ dyads.

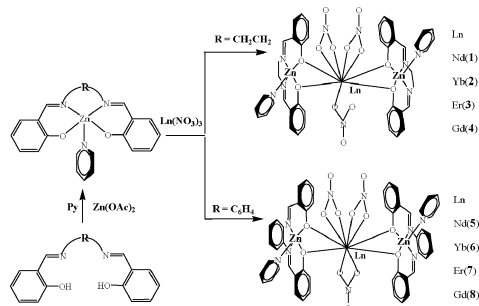



2326

Hetero-trinuclear near-infrared (NIR) luminescent Zn_2Ln complexes from Salen-type Schiff-base ligands

Weiyu Bi, Tao Wei, Xingqiang Lü,* Yani Hui, Jirong Song, Shunsheng Zhao, Wai-Kwok Wong* and Richard A. Jones

The simple Salen-type Schiff-base ligands (H_2L^1 and H_2L^2) without the outer O_2O_2 portion, can bind both 3d and 4f ions, giving the construction of Zn_2Ln trinuclear complexes **1–8** with two energy donors for the sensitization of Ln^{3+} ions.





There is an easier way to keep up with research in your field...

An integral part of managing your career as a scientist is staying on top of the news and developments in your field of research and related areas. A good knowledge of your industry is a key component to your success, but finding the time to keep up with the latest research news can pose the greatest challenge.

The solution? By signing up for e-alerts from one of our free news services, you can receive updates about newsworthy and significant research appearing in RSC journals in a quick and easily digestible monthly alert.

Free access. From each news item you can link directly to the source research paper, which is completely free to access and download for a limited period.

Tools to help you. In addition to research news, our news services also feature

- **Instant insights** – whirlwind tours of exciting research areas you should know about
- **Interviews** – leading scientists share their opinions

Join us on **twitter** to keep up-to-date with the latest developments from our news services. HighlightsTech, HighlightsBiol, HighlightsSci

Highlights in
Chemical Technology

www.rsc.org/highlightschemtech

Highlights in
Chemical Biology

www.rsc.org/highlightschembiol

Highlights in
Chemical Science

www.rsc.org/highlightschemsci

070991

RSC Publishing

www.rsc.org/ej_alert

Registered Charity Number 207890

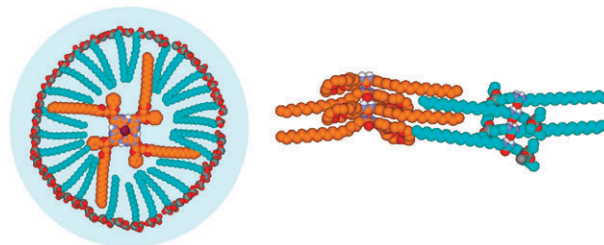
PAPERS

2335

Supramolecular self-organization in constitutional hybrid materials

Simona Mihai, Adinela Cazacu, Carole Arnal-Herault, Gihane Nasr, Anca Meffre, Arie van der Lee and Mihail Barboiu*

A dynamic reversible interface mediates the structural self-correlation of supramolecular and inorganic domains in hybrid constitutional materials by virtue of their basic constitutional behaviours.

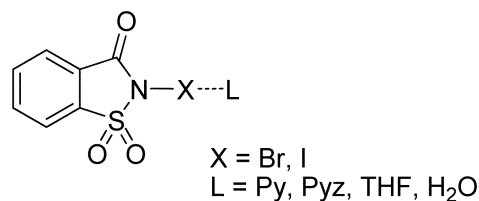


2344

EDA Complexes of *N*-halosaccharins with N- and O-donor ligands

Darko Dolenc* and Barbara Modec

A series of EDA complexes of *N*-iodosaccharin (NISac) and *N*-bromosaccharin (NBSac) with nitrogen and oxygen electron-pair donors, NISac · H₂O, NISac · THF, NISac · Py, NISac₂ · Pyz, and NBSac₂ · Pyz, was prepared and examined by X-ray diffraction and NMR.

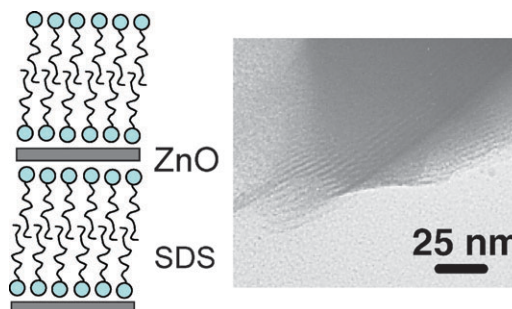


2350

A soft chemistry route to prepare hybrid ZnO nanostructured films with a lamellar structure

Benoît P. Pichon, Aude Mezy, Jean-Claude Tedenac, Didier Tichit and Corine Gérardin*

A simple soft chemistry route allowed growing films of long-range ordered lamellar ZnO/SDS nanostructures. The lamellar phase exhibits a unique interlayer distance, and the presence of the ZnO phase in the confined interlamellar space was evidenced.



AUTHOR INDEX

- Akkurt, Barbaros, 2248
 Altamura, Maria, 2219
 Arnal-Herault, Carole, 2335
 Asada, Risa, 2311
 Astruc, Didier, 2204
 Bacco, Dimitri, 2300
 Barachevsky, Valery A., 2267
 Barboiu, Mihail, 2335
 Bi, Weiyu, 2326
 Cardiano, Paola, 2286
 Cazacu, Adinela, 2335
 Chiu, Po-Jui, 2199
 Chou, Yi-Kang, 2199
 Christoforova, Ludmila V., 2267
 Cronje, Stephanie, 2208
 Cui, Ai-Li, 2296
 Dolenc, Darko, 2344
 Fedi, Valentina, 2219
 Gabrielli, William F., 2208
 Gérardin, Corine, 2350
 Giannotti, Danilo, 2219
 Giuffrè, Ottavia, 2286
 Gralka, Ewa, 2300
 Guerrini, Remo, 2300
 Guo, Jixi, 2232
 Hamid, Mazhar, 2241
 Hamuryudan, Esin, 2248
 Harima, Yutaka, 2311
 Hui, Yani, 2326
 Hunter, Allen D., 2241
 Iijima, Sumio, 2261
 Imae, Ichiro, 2311
 Inoue, Shogo, 2311
 Isobe, Hiroyuki, 2261
 Ito, Osamu, 2261
 Jheng, Guang-Liang, 2199
 Jia, Dianzeng, 2232
 Jones, Richard A., 2326
 Kao, Chia-Chun, 2199
 Kao, Hsien-Ming, 2199
 Kobeleva, Olga I., 2267
 Koca, Atif, 2248
 Kochi, Jay K., 2317
 Komaguchi, Kenji, 2311
 Kou, Hui-Zhong, 2296
 Kozłowski, Henryk, 2300
 Krayushkin, Mikhail M., 2267
 Kusamoto, Tetsuro, 2204
 Lebeau, Bénédicte, 2255
 Levchenko, Konstantin S., 2267
 Li, Weiying, 2278
 Liu, Cai-Ming, 2296
 Liu, Guoxia, 2278
 Liu, Lang, 2232
 Liu, Shushen, 2278
 Lu, Jianjiang, 2317
 Lü, Xingqiang, 2326
 Lyssenko, K., 2267
 Malik, Mohammad A., 2241
 Mathieu, Yannick, 2255
 Mazhar, Muhammad, 2241
 McKenzie, Jean M., 2208
 Meffre, Anca, 2335
 Mezy, Aude, 2350
 Migliorini, Caterina, 2300
 Mihai, Simona, 2335
 Modéc, Barbara, 2344
 Nakamura, Eiichi, 2261
 Napoli, Anna, 2286
 Nasr, Gihane, 2335
 Ni, Zhong-Hai, 2296
 Nizhnik, Yakov P., 2317
 Nogai, Stefan D., 2208
 Ooyama, Yousuke, 2311
 O'Brien, Paul, 2241
 Paoli, Paola, 2219
 Pichon, Benoît P., 2350
 Puankov, Yury A., 2267
 Raftery, James, 2241
 Raubenheimer, Helgard G., 2208
 Remelli, Maurizio, 2300
 Rosokha, Sergiy V., 2317
 Rossi, Patrizia, 2219
 Ruiz, Jaime, 2204
 Sammartano, Silvio, 2286
 Sandanayaka, Atula S. D., 2261
 Shahid, Muhammad, 2241
 Shen, Xiantao, 2278
 Song, Jirong, 2326
 Tanaka, Takatsugu, 2261
 Tang, Heqing, 2278
 Tedenac, Jean-Claude, 2350
 Tichit, Didier, 2350
 Tsai, Chung-Ta, 2199
 Tsai, Hui-Hsu Gavin, 2199
 Valensin, Daniela, 2300
 Valova, Tatyana M., 2267
 Valtchev, Valentin, 2255
 van der Lee, Arie, 2335
 Vidal, Loïc, 2255
 Wei, Tao, 2326
 Wong, Wai-Kwok, 2326
 Wu, Dongling, 2232
 Xie, Xiangyun, 2232
 Xie, Xiaolin, 2232
 Yarovenko, Vladimir N., 2267
 Yau, Shueh-Lin, 2199
 Yudasaka, Masako, 2261
 Zeller, Matthias, 2241
 Zhang, De-Qing, 2296
 Zhao, Shunsheng, 2326
 Zhu, Lihua, 2278

FREE E-MAIL ALERTS AND RSS FEEDS

Contents lists in advance of publication are available on the web via www.rsc.org/njc – or take advantage of our free e-mail alerting service (www.rsc.org/ej_alert) to receive notification each time a new list becomes available.



Try our RSS feeds for up-to-the-minute news of the latest research. By setting up RSS feeds, preferably using feed reader software, you can be alerted to the latest Advance Articles published on the RSC web site. Visit www.rsc.org/publishing/technology/rss.asp for details.

ADVANCE ARTICLES AND ELECTRONIC JOURNAL

Free site-wide access to Advance Articles and the electronic form of this journal is provided with a full-rate institutional subscription. See www.rsc.org/ejs for more information.

* Indicates the author for correspondence: see article for details.

Electronic supplementary information (ESI) is available via the online article (see <http://www.rsc.org/esi> for general information about ESI).

Highlights in Chemical Science

[View Article Online](#)

Chemicals linked to office sickness are staying indoors for longer Allergic to work?

JUPITER IMAGES



Headaches, coughs and other ailments could be caused by chemicals in office air

Chemicals lingering in home and office air could be the reason for mysterious illnesses, say scientists in Japan.

Sick building syndrome is a combination of ailments, such as headaches, coughs, dizziness, nausea and skin irritations, often associated with a person's place of work. It is thought to be related to indoor air quality, explains Mark Clayton from the US

Environmental Protection Agency. 'Many organic compounds such as 2-ethyl-1-hexanol have been found to exist in the indoor environment and may contribute to sick building syndrome,' he explains.

Kiyoshi Sakai and his team at the Nagoya City Public Health Research Institute, Japan, have monitored the annual changes in the amount of 2-ethyl-1-hexanol in different office buildings in

Nagoya. 'There was no apparent downward trend in the indoor air 2-ethyl-1-hexanol concentration for successive years,' says Sakai. This suggests that the emission can continue for a long time, he explains.

2-ethyl-1-hexanol is not found directly in building materials, furniture or fixtures, but it is thought to come from the decomposition of PVC flooring, says Sakai. Juana Mari Delgado-Saborit, an expert in environmental health sciences, at the University of Birmingham, UK, says this work shows 'it is important to avoid the use of some compounds that could lead to the formation of other toxic compounds during the lifetime of the building materials.'

Sakai and his co-workers now plan to look further into the source of 2-ethyl-1-hexanol with the aim of reducing its emissions to improve indoor air quality.

Leanne Marle

Reference

K Sakai *et al*, *J. Environ. Monit.*, 2009, DOI:10.1039/b910558a

In this issue

Find us on... [twitter](#)

Cancer-fighting bone implants

Synthetic bone substitutes could be used for smart delivery of anticancer drugs

Light-activated anticorrosion



A self-healing protective coating could prevent corrosion

Anyone for a cup of arsenic?

Rice-based drinks could add up to a quarter of the daily tolerable intake of arsenic

The path less followed

Hubert Girault talks about energy storage, free-thinking and interfaces in this month's interview



A snapshot of the latest developments from across the chemical sciences

Research highlights

[View Article Online](#)

A self-healing protective coating that responds to daylight could prevent corrosion Light-activated anticorrosion

A protective coating that stops corrosion as soon as it starts has been developed by European scientists. The new coating is activated by daylight and is less toxic than before, they claim.

Ekaterina Skorb and colleagues from the Max Planck Institute, Potsdam, Germany, encased a known corrosion inhibitor, benzotriazole, inside the pores of light-sensitive titanium nanoparticles. When exposed to UV light, a change at the nanoparticle surface switches the containers to the open state, releasing the inhibitor. This was amazing because we can see in real time, after irradiating the surface, these containers open immediately,' says Skorb.

By adding silver nanoparticles, the photosensitive range of the containers is altered making them responsive to infrared and visible



light radiation, explains Skorb. So, under normal daylight conditions, any cracks or damage to the coating are healed by the release of the corrosion inhibitor directly inside the damaged area, she says.

'This work presents very

Rusting could be prevented by using the new titanium coating

Reference

E V Skorb *et al*, *Chem. Commun.*, 2009, 6041 (DOI: 10.1039/b914257f)

promising results,' says Christian Simon, an expert in surface science and functional coatings at SINTEF (The Foundation for Scientific and Industrial Research), Trondheim, Norway. 'Especially, the fast healing effect observed after light illumination shows great potential in corrosion protection,' he adds.

The new coating has the added benefit of being safer than previous anticorrosion coatings as it avoids the use of hexavalent chromium, which can have detrimental effects on human health and the environment, adds Skorb.

The team are now looking for other applications for these light-responsive containers. 'This strategy could be applied for the controlled release of a number of active agents,' says Skorb 'these could be biocides, lubricants or wetting agents.'

Nicola Cogan


Material similar to porous graphene could have tunable electronic properties Superhoneycomb networks

An international team of scientists have made the first example of an elusive class of graphene-related materials, predicted more than a decade ago to have exciting electronic properties.

Roman Fasel, at the Swiss Federal Laboratories for Materials Testing and Research, Thun, and colleagues assembled aryl building blocks on a silver surface to form a 2D polymer network with a honeycomb-like structure.

The material is like a porous graphene, describes Fasel, with single atom-wide holes – a trait he predicts will have an interesting effect on its electronic properties. The properties could be chemically tuned by altering the geometric structure or topology of the network, he adds, making them suitable materials for semiconductors or sensors.

Graphene-related materials are widely sought after and have been pursued using top-down



lithographic techniques, where the substrates are printed on to a surface. But this approach lacks resolution and precision. Fasel's bottom-up method, which relies on self-assembly, leads to fewer

The polymer network has a honeycomb-like structure with single atom-wide holes

defects in the repeating structure. 'It's natural to use something 2D [the silver surface] to guide the assembly of 2D polymers,' Fasel explains.

'This is an important direction to go in,' comments Dieter Schlüter, an expert in polymer chemistry from the Swiss Federal Institute of Technology, Zürich, Switzerland. But he notes that some defects do persist and currently limit the material's use in electronic devices: 'There are no healing opportunities, which limits the chance for larger ordered systems.'

The defects arise due to the network growing from multiple nucleation sites. Fasel says that a better understanding of the structures' growth mechanisms will help minimise their occurrence.

Lois Alexander

Reference

M Bieri *et al*, *Chem. Commun.*, 2009, DOI: 10.1039/b915190g

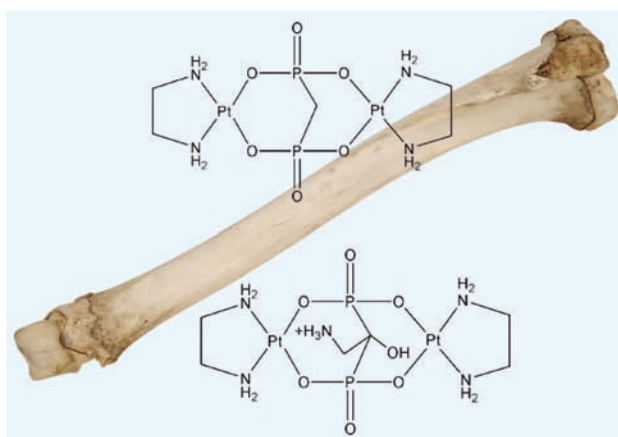
Synthetic bone substitutes could be used for smart delivery of anticancer drugs

Cancer-fighting bone implants

Bone-like materials can be used both as bone fillers and drug delivery vehicles for targeting bone cancers, claim Italian scientists. The materials release the drugs over a prolonged period and make them work better than the free drug.

Norberto Roveri, at the University of Bologna, Italy, and colleagues combined a synthetic bone substitute called hydroxyapatite (HA) with anticancer platinum complexes to produce implantable devices that can control the drugs' release and improve their cytotoxicity. The team hope that by releasing drugs only at target areas, they will be able to avoid the side effects common with anti-cancer medication.

The group examined the adsorption and release kinetics of platinum complexes on two types of HA nanocrystals, with different sizes, shapes and crystallinities. They found that the nanocrystals absorbed and released the



By releasing drugs only at target areas, the side effects common with anticancer medication might be avoided

Reference

N Roveri *et al.*, *J. Mater. Chem.*, 2009, DOI: 10.1039/b914379c

complexes at different rates and in different amounts.

'The HA nanocrystals are able to release antitumoral platinum drugs right on the site of an osteosarcoma [bone cancer] in a slow and controlled manner,' Roveri explains, adding that the HA-drug conjugate is more effective than the free platinum complex.

'This is a fascinating study that shows the power of combining nanomineralogy and organometallic chemistry, in this case designed for an antitumoral application,' enthuses Michael Hochella, an expert in nanoscience at Virginia Tech, Blacksburg, US.

'It is the next stage that will be critical, and where many current drug delivery systems fail,' cautions Martin Garnett, an expert on drug-delivery systems at the University of Nottingham, UK. 'Can enough drug be loaded into the system to have a therapeutic effect?'

Roveri is confident that the system will be effective. 'The large surface area of the nanosized HA particles allows loading of a lot of Pt complex,' he says. Combined with their higher toxicity compared to the non-adsorbed complexes, this smart drug release mechanism should allow a very strong therapeutic effect in situ for a long time, he adds.

Edward Morgan

Specific magnetic behaviour has been designed into new molecules

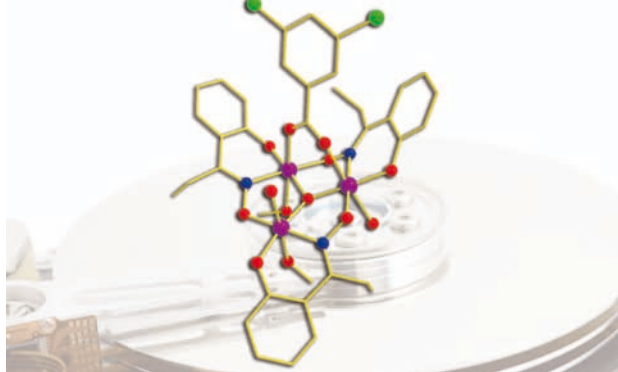
Single molecule magnets with a twist

A family of single molecule magnets (SMMs) with magnetic properties that can be tuned by distorting the molecules have been synthesized by UK researchers.

Scientists predict that SMMs will form the basis of future high density computer hard disks. They could also be used in quantum computing and magnetic refrigeration. Euan Brechin, at the University of Edinburgh, and colleagues have addressed a limitation in the study of SMMs – how to design specific magnetic behaviour into new molecules.

Magnetism occurs when unpaired electron spins in a material align. Brechin based his SMMs on a triangular manganese(III) core ($[\text{Mn}^{\text{III}}_3\text{O}]^{7+}$), which is magnetic because it has unpaired electrons in its normal, low energy state.

Brechin found that he could change the spin alignment between



SMMs with tunable magnetic properties could be used as the basis for future computer hard disks

Reference

R Inglis *et al.*, *Dalton Trans.*, DOI: 10.1039/b911820a

neighbouring metal ions in oxime-bridged $[\text{Mn}^{\text{III}}_3\text{O}]^{7+}$ clusters from antiferromagnetic (antiparallel spins) to ferromagnetic (parallel spins) by twisting the molecule along the oxime's N–O bond axis. He achieved the twist by changing the ligands attached to the triangular core.

'This new approach has led to the synthesis of the best performing

SMMs known to date,' says Brechin. 'It is perhaps the first step towards real control of molecular structure and physical properties in such systems.'

Keith Murray, an expert in molecular magnetic materials at Monash University, Clayton, Australia, is impressed. 'Careful molecular design and skillful syntheses, combined with insightful magnetic, hysteretic and electron paramagnetic resonance studies, have yielded fundamental advances in our understanding of structure-magnetism relations,' he comments.

Brechin acknowledges that he needs to make more related SMMs to fully understand these systems. 'The same approach could be viable for manipulating the physical properties of the myriad of beautiful molecules already in the literature. This is an exciting prospect,' he states.

James Hodge

Rice-based drinks could add up to a quarter of the daily tolerable intake of arsenic

Anyone for a cup of arsenic?

Japanese rice-based drinks are becoming a central part of Western health conscious diets, such as vegan or macrobiotic diets. However, the levels of toxic inorganic arsenic contained in these types of drinks could, in fact, be cause for concern says Antonio Signes-Pastor at De Montfort University, Leicester, UK.

High levels of arsenic have recently been found in rice-based food, explains Signes-Pastor. Now, he and his colleagues have found that drinks such as misos, syrups and amazake contain significant levels of arsenic too.

'The rice-derived products we investigated are consumed by millions of people in Japan on a regular basis, and are increasingly becoming an important part of the diet of health conscious consumers in Western countries' says Signes-Pastor. However, regularly



including these types of drinks in the diet could add as much as 23 % of the daily tolerance level of arsenic, he says.

'Although in isolation this may not seem of massive concern, for people already taking high levels of arsenic from rice and sea-weed based products this could mean

Rice-based drinks, such as amazake, could be harmful to health

Reference

A J Signes-Pastor *et al*, *J. Environ. Monit.*, 2009, DOI: 10.1039/b911615j

exceeding maximum daily tolerance levels,' says David Polya, who researches the effects of arsenic in groundwater at the University of Manchester, UK.

Signes-Pastor explains that similar products derived from barley or millet contain much lower levels of arsenic and could be used as an alternative to the rice based drinks. This could be particularly important for people who already eat a lot of rice and sea-weed products, he adds

Polya adds that this work gives a clear implication that regulations for inorganic arsenic in foodstuffs and non-water drinks should be re-examined. He suggests 'drafting more consistent regulations for arsenic in foodstuffs and non-water drinks may lead to a reduction in the incidence of arsenic-attributable diseases, including various cancers.' Rachel Cooper

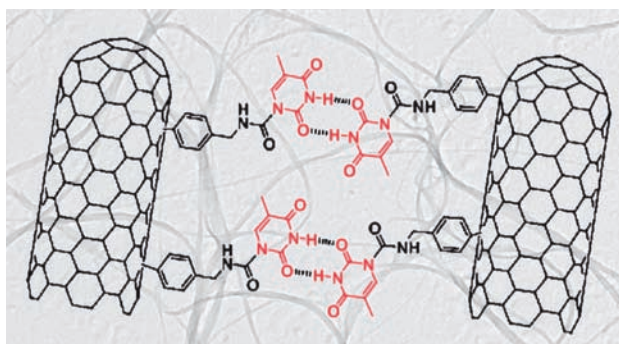
Adding DNA to carbon nanotubes could make new biomaterials

Chemical manipulation of carbon nanotubes

Chemically controlling carbon nanotubes' (CNTs) assembly could lead to new biomaterials, say scientists in Italy.

Maurizio Prato and Mildred Quintana at the University of Trieste have developed a chemical method to manipulate CNTs using hydrogen bonding networks. Normally carbon nanotubes assemble in tight bundles that are difficult to disperse and manipulate, says Prato. 'Through intermolecular interactions, carbon nanotubes can be self-assembled into many different structures' he explains.

The team added components of DNA, known as thymine, around the surface of the CNTs. The thymine units are able to form strong hydrogen bonds as they contain both a C=O acceptor and an N-H donor bond. 'The integration of organic moieties able to perform hydrogen bonding or any other supramolecular recognition facilitates [the CNT's] handling,' explains Prato.



Davide Bonifazi who specialises in molecular architectures at the University of Namur in Belgium says 'this is the first example of nanostructured CNT-based architectures truly controlled by non-covalent molecular recognition.'

Prato says the team were seeking a chemical approach to manipulating CNTs, rather than traditional physical approaches such as chemical vapour deposition, so that CNTs could be manipulated on a

Hydrogen bonding networks allow CNTs to be manipulated on a smaller scale

Reference

M Quintana and M Prato, *Chem. Commun.*, 2009, 6005 (DOI: 10.1039/b915126e)

smaller scale. This would make them more useful in applications such as small electronics devices, he says.

Tomas Torres, an expert in molecular organic materials at the Autonoma University of Madrid, Spain, says this is an 'outstanding contribution' which could open up many opportunities for practical use of carbon nanotubes. 'This approach represents a powerful tool since it could be used to produce dispersions in dipolar aprotic solvents, and holds a great potential for application to other carbon nanostructures,' he adds.

In future, Prato says functionalising carbon nanotubes with biomolecules might produce new biocompatible materials that could also show plasticity and be adaptable. 'Culturing of cells on aligned carbon nanotubes might produce novel scaffolds for tissue engineering, neural prosthetics or bone regeneration' he adds. Katherine Davies

A Break from the Routine?



- ✓ AVANCE™ III 400 MHz Ultrashield™ Plus Magnet
- ✓ Nanobay Console
- ✓ BBFO^{plus} SmartProbe™
- ✓ Reliable Sample Automation
- ✓ TopSpin™ 2.1 Software

• The Perfect Routine Package at a Price You Can Afford

- Easy to use - no specialist skills required
- Windows style, fully intuitive software featuring automated data acquisition and evaluation
- All the power you need right now - yet with guaranteed upgrade paths
- All-in-one SmartProbe - switch nuclei without switching probes!
- Small footprint magnet, ultracompact console for easy siting
- High throughput (24 hour operation) autosampling available
- Unrivalled reliability worldwide


Tried and Trusted Routine NMR Solutions...

Contact us for more details: +44 (0)24 7685 5200
sales@bruker.co.uk www.bruker-biospin.com/organic_chemistry



Impact Factor
5.340

Chemical Science



Launching **mid 2010**



Impact Factor
17.419

[View Article Online](#)

A new journal for findings of **exceptional significance** across the chemical sciences

Dynamic

Editor-in-Chief Professor David MacMillan of Princeton, USA will lead a dynamic international team of Associate Editors who will drive the scientific development and make decisions on the content

Unique

A dedicated home for findings of exceptional significance from across ALL the chemical sciences. In a break with tradition, the journal will give authors the freedom and flexibility to publish more extensive accounts of their novel research without page restrictions

A leader

At the forefront of the most exciting developments in the chemical sciences, helping to define the important areas by publishing the most significant cutting-edge research

High impact

Building on the successes of related RSC flagship journals Chemical Communications and Chemical Society Reviews, both of which enjoy an international reputation for high quality content and speed of publication

Discover... Read... Follow... Register today

RSC Publishing

www.rsc.org/chemicalscience

Registered Charity Number 207890

The path less followed

*Hubert Girault on energy storage, free-thinking and interfaces.
Interview by Marie Cote*



Hubert Girault

Hubert Girault is a professor of physical chemistry at the Ecole Polytechnique Federale de Lausanne (EPFL), Switzerland. His research interests span analytical and physical electrochemistry, with a special emphasis on developing novel electrochemical methods and working on polarized liquid-liquid interfaces, microfluidics, miniaturization and proteomics, amongst others. He was made a Fellow of the Royal Society of Chemistry in 2009.

What inspired you to become a scientist?

I guess it was chance and curiosity. In school in France I was guided towards a scientific curriculum, so my secondary education focused on mathematics, physics, Latin and Greek. My father had a company dealing with polymers and chemicals, so chemistry was also around me throughout my childhood.

What led you to specialize in electrochemistry?

In fact, I am not a chemist by training. With a degree in engineering, I came upon electrochemistry through the 'electro' rather than via the 'chemistry' element. As far as chemistry is concerned, I am more of an autodidact!

One of the key areas you study is electrochemistry at the interface between two immiscible electrolyte solutions.

What is so attractive about working at interfaces?

The electrochemistry we do is a bit exotic as we do not use electrodes. Indeed, we are interested in electrical currents passing through an interface between two immiscible liquids, such as between water and an organic phase (organic electrolytes, ionic liquids, etc.). We can pass ions, we can do acid-base reactions, electron transfer reactions – in other words the type of reactions which occur at biomembranes. So, you could say that what we do is bio-inspired. This field of electrochemistry really started in the 1970s and has now matured to the point where it actually becomes useful. Indeed, we can reduce oxygen or produce hydrogen at liquid-liquid interfaces.

How do you see the future of electrochemistry?

Electrochemistry is crucial to any modern society aiming at a sustainable development as it is at the heart of energy storage and conversion. It is important to be able to store the energy produced from solar cells and the most efficient way to achieve this is to form chemical bonds. The prime fuel target is H_2 but the electrosynthesis of larger molecules from CO_2 , such as methanol, is also an interesting prospect. So I believe electrochemistry will thrive through such applications.

Electrochemistry is not only concerned with energy, it is also central to sensor technology. An example is the glucose sensor, billions of which are sold each year. This will certainly be followed by other biomedical point-of-care applications and electrochemistry has a lot to offer in their development such as flexibility in manufacturing and cost. However, perhaps as in many fields where the applications are thriving, a potential problem is the lack of attention to the core science as very few

teams find the finance to carry out fundamental research. Furthermore, fewer universities have electrochemistry groups and as a result the subject is not taught in many places.

Your work has resulted in several spin off companies: Ecossensors and Diagnoswiss. Could you tell me more about them?

Well, Ecossensors, the first company was sold after a few years like many start-ups. Diagnoswiss is still independent but we shall soon see how small high-tech companies will be affected by the present recession. I think it is important for an analytical chemist to rub shoulders with the real world. In analytical chemistry there are too many papers on sensors or methods that are irrelevant to real life. By dealing with small companies you come into contact with real problems. That's a major advantage and I would push most analytical students to have contact with the real industry and real problems.

How important is the link between research and teaching?

I think it is paramount to combine research and education through research. I take great pride and pleasure in that 14 of my former PhD students and postdocs are now professors around the world. I think developing knowledge or a savoir faire is important, but to pass it on is perhaps more important. If I am doing science today, it's because I had the chance to meet Sir Graham Hills who was my mentor and taught me that science and education are really interlinked.

I hear you are a keen sailor. Do you approach science the way you explore the sea and the elements?

I like to ski in winter and I like to sail in summer. I don't like to sail when it's too cold. When skiing off-track and sailing on the ocean, you have to respect nature. That teaches you a lot of humility and respect towards the elements. I think that for research it is the same, you have to respect Mother Nature.

What would be your advice to the students who will be the next generation of scientists?

Be curious and a free thinker, never accept anything without questioning it and don't follow the fashion. In science, too many people are acting just by fashion and now that I am old enough, I can see that fashion comes and goes. Those who are really successful scientists are those who went their own way from the beginning. So, think by yourself and do not care what the crowd followers may say.

Essential elements

[View Article Online](#)

First issues online!

Two new titles have joined the well established RSC Publishing journal portfolio with the online publication of issue 1 of *Analytical Methods* and *Nanoscale*.

Analytical Methods (www.rsc.org/methods) highlights new and improved methods for the practical application of analytical science. The journal's first issue showcases articles reflecting *Analytical Methods'* highly topical scope on new applications of analytical science and technology which address current global challenges such as securing food supplies, improving and preserving human health, creating and maintaining sustainable feedstocks and sustaining the management of water and air quality.

Packed with the highest quality, high-impact research, that readers can expect in *Analytical Methods*, issue 1 includes a paper on Raman

spectroscopic prediction of the solid fat content of anhydrous milk fat by Keith Gordon and colleagues from the University of Otago, Dunedin, New Zealand. The cover image is inspired by an article on screen printed electrochemical platforms for pH sensing by Craig Banks and colleagues of Manchester Metropolitan University, UK.

Nanoscale (www.rsc.org/nanoscale), published in collaboration with the National Center for Nanoscience and Technology, Beijing, China, showcases important and high quality nano-research, providing a forum that will be essential reading for all scientific communities working at the nanoscale.

The 20 articles in issue 1 cover a broad spectrum of exciting work from some of the very



best research groups in the field, including those of Fraser Stoddart, C N R Rao, Markus Antonietti, Kazunari Domen, Luis Liz-Marzán and Naomi Halas.

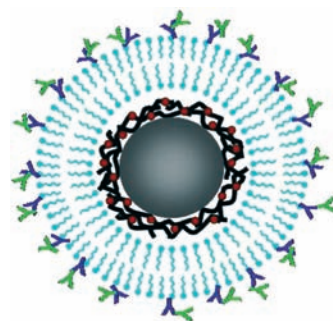
Access to the current issue of both journals is free online throughout 2009 and 2010, and free institutional online access to all 2009–2010 content is available following a simple registration process at www.rsc.org/free_access_registration.

You can also keep up-to-date with all the latest news from RSC journals by signing up for free e-alerts at www.rsc.org/alerts

Five years on

As 2009 draws to a close, the five year celebrations continue for *Soft Matter*, the number one journal in its field for both impact and immediacy. Launched in 2005, the journal marked its fifth year of publication with an impressive doubling in frequency to 24 issues a year.

Throughout 2009, *Soft Matter* has been showcasing a series of Top 5 features, highlighting some of the top content from its first five years. Each month the articles showcased are made free to access for a limited period: a perfect opportunity for those institutions not currently subscribing to the journal to find out what they're missing! See www.softmatter.org for further details.



One of the Top 5 – a bioinspired colloidal system

Watch out for further celebrations at the Fall MRS in Boston, US, from 30 November – 4 December 2009. Visit RSC Publishing booth #114 for all the latest publishing news, free sample journals and your VIP invitation to the RSC Publishing reception.

The new RSC eBook Subject Collections

In response to the specific needs of scientists, and testament to its publishing innovation, the RSC is pleased to announce the launch of the new RSC eBook Subject Collections. The RSC eBook Collection is a key resource offering scientists across the globe online access to a prestigious and wide ranging portfolio of chemical science books which span 40 years of research and opinion.

The nine new RSC eBook

Subject Collections, including a Tutorial Chemistry Texts and Paperbacks package, deliver the high quality content contained in our books into subject specialist packages matched to your individual discipline-based requirements. This flexibility gives you the opportunity to purchase online resources in the subject areas that matter to you.

Expect to see joining the nine individual collections,

groundbreaking titles from the new RSC Drug Discovery series (launching in 2010), the prestigious RSC Biomolecular Sciences series, the RSC Green Chemistry and the RSC Energy Series. With new content being uploaded throughout the year, the new RSC eBook Subject Collections are set to become another premier resource.

To find out more about the new RSC eBook Subject Collections please visit www.rsc.org/ebooks

Highlights in Chemical Science (ISSN: 2041-580X) is published monthly by the Royal Society of Chemistry, Thomas Graham House, Science Park, Milton Road, Cambridge UK CB4 0WE. It is distributed free with *Chemical Communications*, *Dalton Transactions*, *Organic & Biomolecular Chemistry*, *Journal of Materials Chemistry*, *Physical Chemistry Chemical Physics*, *Chemical Society Reviews*, *New Journal of Chemistry*, and *Journal of Environmental Monitoring*. *Highlights in Chemical Science* can also be purchased separately. 2009 annual subscription rate: £199; US \$396. All orders accompanied by payment should be sent to Sales and Customer Services, RSC (address above). Tel +44 (0) 1223 432360, Fax +44 (0) 1223 426017. Email: sales@rsc.org

Editor: Sarah Dixon
Associate editors: Celia Gitterman, Joanne Thomson
Interviews editor: Ruth Doherty
Web editors: Christina Ableman, Christina Hodgkinson, Edward Morgan
Essential elements: Kathryn Lees, Kathrin Hilpert, Rebecca Jeeves
Publishing assistant: Christina Ableman
Publisher: Janet Dean

Apart from fair dealing for the purposes of research or private study for non-commercial purposes, or criticism or review, as permitted under the Copyright, Designs and Patents Act 1988 and the copyright and Related Rights Regulations 2003, this publication may only be reproduced, stored or transmitted, in any form or by any means, with the prior permission of the Publisher or in the case of reprographic reproduction in accordance with the terms of licences issued by the Copyright Licensing Agency in the UK.

US copyright law is applicable to users in the USA.

The Royal Society of Chemistry takes reasonable care in the preparation of this publication but does not accept liability for the consequences of any errors or omissions. The RSC is not responsible for individual opinions expressed in *Highlights in Chemical Science*. Content does not necessarily express the views or recommendations of the RSC. Royal Society of Chemistry: Registered Charity No. 207890.

RSC Publishing